

CHESNEYS

STOVE COLLECTION 2022

A range for today




CHESNEYS STOVE COLLECTION - *a range for today*

Stoves are one of the most popular features in modern homes, giving a beautiful warm glow to your favourite room and also providing an efficient and renewable way to keep you and your family warm.

The Chesneys stove sets the bar for the stove industry, leading the way with the very latest technology, delivering outstanding levels of efficiency coupled with minimal emissions.

But our stoves aren't just beautiful on the inside. Our design team have produced a range of models that incorporate traditional, retro and contemporary styles and which display a design aesthetic and degree of sophistication that is entirely unique in the world of stoves.

Whatever your design preference or your fuel choice, Chesneys have the right stove for you; stylish, efficient and as clean and sustainable as possible. Truly, a range for today!



Paul Chesney

THE RESPONSIBLE CHOICE	1
SIX REASONS TO BUY A CHESNEYS STOVE	2
SALISBURY	4
BEAUMONT	8
SHOREDITCH	12
ALPINE	16
MILAN	18
HOW TO GET THE BEST OUT OF YOUR WOOD BURNING STOVE	20
CHOOSE THE RIGHT UNIT FOR YOU	22
COLOUR PALETTE	24

THE RESPONSIBLE CHOICE – SUPPORTING ECODESIGN 2022

With recent concerns over emissions and increasing regulation by Government around the right way to heat your home, making the responsible choice of stove is increasingly important for all homeowners and for the environment. All of the Chesneys wood burning stoves are DEFRA exempt (tested and passed by the Department for Environment, Food and Rural Affairs) and have either already passed or are currently undergoing Ecodesign 2022 certification, the EU-wide standard. We are committed to giving you the ability to make a responsible lifestyle choice.



ENVIRONMENTALLY FRIENDLY

Wood burning is the focus of much of the concern over emissions but actually makes sound environmental sense when done responsibly. DEFRA advise the following:



- Consider burning less – consider when to light your stove
- Use ‘Ready to Burn’ wood with less than 20% moisture
- Season freshly chopped wood before burning




- Do not burn treated wood or household waste
- Maintain and service your stove annually



- Get your chimney swept regularly
- Use the right appliance – either DEFRA exempt, Ecodesign Ready Stove or Clear Skies

AN EFFECTIVE SOURCE OF HEAT

An open fire loses a substantial amount of the heat it generates and even when not alight, continues to draw air out of the room draining warmth and creating drafts. By contrast a stove is capable of an efficiency rating of up to 85% when in use and eliminates heat loss when not in use.



ECONOMICAL AND BEAUTIFUL

Traditional energy suppliers can no longer be relied upon to provide a stable and fairly priced supply. Using a wood stove however gives you some independence from the large utilities. A stove provides a warmth that no other energy source can equal while creating captivating, constantly changing flame patterns bringing a welcoming and heart-warming presence to any room.

SIX REASONS TO BUY A CHESNEYS STOVE

OUR ENTIRE STOVE COLLECTION HAS BEEN DESIGNED WITH THE USER IN MIND, BE YOUR PREFERENCE WOOD, SOLID-FUEL OR GAS. EACH RANGE MEETS THE SAME EXACTING ENVIRONMENTAL, DESIGN AND ENGINEERING STANDARDS.

A RESPONSIBLE APPROACH TO THE ENVIRONMENT



All our stoves are DEFRA exempt and Ecodesign 2022 accredited or in the process of being tested for certification. Our clean-burn and air-wash technology means that the polluting by-products emitted by the initial burning process are re-ignited and burnt again in the stove. This double combustion reduces emissions and means that Chesneys stoves can be burned safely and legally in all major cities and towns throughout the UK.




BEAUTIFUL DESIGN AS STANDARD

Not all stoves are born equal. Our design team have created a range of traditional and contemporary stoves to suit any room design or theme. We know that your stove can be the heart of your home and we want it to look beautiful as well as keeping you beautifully warm.




EFFICIENTLY ENGINEERED

Our sophisticated manufacturing uses state-of-the-art robotic welding to ensure every stove is tightly sealed. This means that the air supply can be easily controlled from slow burn to intense roaring fire. Our stoves provide both radiant and convection heating delivering the maximum warmth and delivering outstanding efficiency, ratified by independent testing.



SAFE, DURABLE AND FUTURE-PROOFED

All our stoves are designed to last. Using the very best cast-iron components and the toughest ceramic glass, our solid fuel stoves will provide a safe and dependable source of heat for years to come. All come with a 10 year guarantee on the bodies and 12 month guarantee on the non-consumable parts. Our gas stoves are rigorously tested, conform to European Standards and carry the CE mark and comes with a 2 year warranty on the gas valve subject to term and conditions.



EASY TO USE

Our engineers wanted to ensure that achieving the greatest efficiency would be as easy as possible and so our solid-fuel stoves are operated with a simple fuel selector and a single air control lever. Our gas stoves come with a fully sequential remote control device. Achieving the effect you want, from gentle flame to an intense burn, couldn't be any easier.



DELIVERING AN ATMOSPHERIC EXPERIENCE

How your stove burns, is a big part of the pleasure that it brings, providing a captivating visual experience. Whether it's the beautiful and controllable burn of our solid fuel stoves or the realistic log fire effect of our gas stoves, a Chesneys appliance will always be a treat for the eye and create a wonderful, cosy atmosphere.



THE SALISBURY

Is very much in the style of a traditional wood burning stove. A robust and simple design with a solid cast iron door, housing a large glass window that allows the fire to be enjoyed.

The Salisbury is available as a 4, 5 and 8 series wood burning stove and a standard and large gas stove. The 5WS, 8WS and 12WS series wood burning stoves come fitted with a fully patented air kit which draws all the air for combustion and refuelling from outside, for a room-sealed appliance.



- KEY
- Dimensions
 - Nominal Output
 - Net Efficiency
 - Weight
 - Maximum Log Length
 - Heating Area

Value depends on the insulation of the room and position of the stove.

WOOD BURNING

	<p>4kW ECO 2022 SERIES </p> <ul style="list-style-type: none"> H534 W402 D335 4.0 kW 77.3 % 72 kg 255 mm (10") 40 m³ Min 100 m³ Max 		<p>5WS SERIES </p> <ul style="list-style-type: none"> H560 W482 D336 4.8 kW 75.3 % 87 kg 305 mm (12") 48 m³ Min 120 m³ Max 		<p>5WS SERIES LS </p> <ul style="list-style-type: none"> H720 W482 D356 4.8 kW 75.3 % 102 kg 305 mm (12") 48 m³ Min 120 m³ Max
---	---	---	--	---	--



THE SALISBURY

The 8WS wood burning stove comes in two variations, with heat outputs of either 6kW or 8kW. This allows you to have the look of a larger stove, with a smaller heat output. Also available as a 10 series double sided wood burning stove and a 12WS series wood burning stove, for larger rooms that require an increased heat output.

Gas stoves are available as either natural gas or LPG models, with the choice of conventional flue or balanced flue options.








Image for illustration

WOOD BURNING

8WS SERIES		10DBL SERIES		12WS SERIES	
	 H659 W570 D428 5.9 kW / 8.3 kW 80 % / 78 % 145 kg 355 mm (14") 59 m ³ Min 208 m ³ Max		H657 W570 D521 10 kW 76 % 150 kg 355 mm (14") 100 m ³ Min 250 m ³ Max		 H660 W684 D470 10.6 kW 75.9 % 171 kg 445 mm (17 1/2") 106 m ³ Min 265 m ³ Max



ation purposes only

The Salisbury 12WS series wood burning stove in Black paint finish.

GAS

STANDARD



± H534 W482 D335

82.3 %

79 kg

N/A

44 m³ Min 110 m³ Max



LARGE

NEW PREMIUM GAS
LOG BURNER TECHNOLOGY

± H653 W570 D428

82.1 %

155 kg

N/A

57 m³ Min 143 m³ Max

THE BEAUMONT

With its elegant and refined appearance, the Beaumont is a stove that will look at home in the most sophisticated of interiors. Its design includes swept cabriole legs and a corniced top section, uniquely classical features that are not to be found in other stoves.

The Beaumont is available as a 4, 5 and 8 series wood burning stove, and a standard and large gas stove. The 5WS and 8WS wood burning stoves come fitted with a fully patented air kit which draws all the air for combustion and refuelling from outside, for a room-sealed appliance. The 8WS wood burning stove is available with heat outputs of either 6kW or 8kW allowing you to have the look of a larger stove, with a smaller heat output.



The Beaumont 8 series wood burning stove in Parchment paint finish

WOOD BURNING

	<p>4kW ECO 2022 SERIES </p> <p>± H552 W456 D307</p> <p>🔥 4.0 kW</p> <p>📊 77.3 %</p> <p>📦 73 kg</p> <p>📏 255 mm (10")</p> <p>🏠 40 m³ Min 100 m³ Max</p>		<p>5WS SERIES </p> <p>± H575 W535 D329</p> <p>🔥 4.8 kW</p> <p>📊 75.3 %</p> <p>📦 88 kg</p> <p>📏 305 mm (12")</p> <p>🏠 48 m³ Min 120 m³ Max</p>		<p>8WS SERIES </p> <p>± H710 W642 D395</p> <p>🔥 5.9 kW / 8.3 kW</p> <p>📊 80% / 78%</p> <p>📦 150 kg</p> <p>📏 355 mm (14")</p> <p>🏠 59 m³ Min 208 m³ Max</p>
---	--	---	---	---	--



THE BEAUMONT

Gas stoves are available as either natural gas or LPG models, with the choice of conventional flue or balanced flue options.

Shown right, is the Chesneys balanced flue snorkel kit.



GAS

	<p>STANDARD</p> <p>✚ H552 W535 D307</p> <p>📊 82.3 %</p> <p>📏 79 kg</p> <p>🔌 N/A</p> <p>🏠 44 m³ Min 110 m³ Max</p>		<p>LARGE NEW PREMIUM GAS LOG BURNER TECHNOLOGY</p> <p>✚ H704 W642 D395</p> <p>📊 82.1 %</p> <p>📏 155 kg</p> <p>🔌 N/A</p> <p>🏠 57 m³ Min 143 m³ Max</p>
--	--	--	--



The Beaumont large gas stove in Black paint finish is shown inside the Langley marble fireplace.

THE SHOREDITCH

One of the most versatile stoves in the Chesneys range. Its simple clean lines allow it to sit comfortably in a wide range of room styles and make it the ideal interior for a fire surround of contemporary architectural style. It is also available with an integral log store.



WOOD BURNING

	<p>4kW ECO 2022 SERIES</p>  <p>± H543 W398 D294  4.0 kW  77.3 %  78 kg  255 mm (10")  40 m³ Min 100 m³ Max</p>		<p>4kW ECO 2022 SERIES LS</p>  <p>± H687 W398 D294  4.0 kW  77.3 %  88 kg  255 mm (10")  40 m³ Min 100 m³ Max</p>		<p>4kW ECO 2022 SERIES XLS</p>  <p>± H787 W398 D294  4.0 kW  77.3 %  104 kg  255 mm (10")  40 m³ Min 100 m³ Max</p>
---	---	---	--	---	--



THE SHOREDITCH

It is available as a 4, 5WS, 8/6WS and 8/8WS wood burning stoves as well as a standard gas stove.

Gas stoves are available as either natural gas or LPG models, with the choice of conventional or balanced flue connection types.



WOOD BURNING



5WS SERIES 


-  **H566 W478 D317**
-  **4.8 kW**
-  **75.3 %**
-  **92 kg**
-  **305 mm (12")**
-  **48 m³ Min 120 m³ Max**








5WS LS SERIES

-  **H710 W478 D317**
-  **4.8 kW**
-  **75.3 %**
-  **102 kg**
-  **355 mm (14")**
-  **83 m³ Min 213 m³ Max**

GAS



STANDARD

-  **H543 W478 D294**
-  **82.3 %**
-  **79 kg**
-  **N/A**
-  **44 m³ Min 110 m³ Max**



THE ALPINE

With its imaginative retro styling is quite unique. Its nickel plated ornamentation and rounded lines combine to create a stove that is visually stunning.

Available as a 4 series wood burning stove.



WOOD BURNING



4kW ECO
2022 SERIES



± H586 W410 D349

4.0 kW

77.3 %

74 kg

255 mm (10")

40 m³ Min 100 m³ Max



Shown in Atlantic Blue paint finish inside
the Devonshire limestone fireplace.



THE MILAN

The ideal choice of stove for a contemporary setting. Its sleek cylindrical lines allow it to stand within a room and provide an attractive and highly effective source of heat.

Available as a 4 series wood burning stove.



WOOD BURNING



4kW ECO
2022 SERIES



† H750 W448 D340

⚡ 4.0 kW

📊 77.3 %

📦 78 kg

🔧 255 mm (10")

🏠 40 m³ Min 100 m³ Max



HOW TO GET THE BEST OUT OF YOUR WOOD BURNING STOVE

USING AND MAINTAINING YOUR STOVE IN THE CORRECT WAY WILL CONTRIBUTE TO ITS EFFICIENCY AND LONGEVITY AND MAXIMISE THE BENEFICIAL EFFECT THAT ITS USE WILL HAVE ON THE ENVIRONMENT.



FUEL

It is essential that you burn seasoned dry firewood with a moisture content of less than 20%. Burning wet wood will adversely affect the performance of your stove, creating tar deposits in the chimney and causing the glass in the stove door to blacken. Use of a moisture meter will allow you to check that the moisture content of any wood that you are intending to purchase is satisfactory.

If you are supplying your own firewood, it should be stored for at least a year after cutting and splitting to enable it to dry out. Storage should be in a dry well aired location. Hardwood will generally burn for longer than softwood and the latter will make better kindling as it lights easily. Sources of wood such as decking, fencing, demolition materials, painted or treated wood, driftwood or rubbish should under no circumstances be used as fuel for your stove. See The National Energy Foundation website (www.nef.org.uk/logpile) for a database of wood fuel suppliers.

We would strongly recommend that for environmental reasons wood is used as the fuel for your stove.



CHIMNEY DRAUGHT

A good chimney draught is essential if you are to obtain the optimum performance from your stove. There are many variable factors that affect the performance of a chimney and your local Chesneys stockist will be able to advise you on the suitability of your chimney for use with a stove. If you do not have a chimney it is possible to have a prefabricated chimney system installed. It is important that you have your chimney cleaned once a year by a NACS (National Association of Chimney Sweeps) registered sweep.

MAINTENANCE

The door seals of the stove should be regularly checked to ensure that there is an airtight seal. If the sealing rope is not intact it will result in draughts entering the stove which affect its combustion efficiency. The fireproof bricks that line the stove should also be checked for signs that they may be starting to crumble. It is acceptable for cracking to be seen but not disintegration of the bricks as this will reduce the insulation in the firebox leading to low temperatures and inefficient combustion. It is also important that the ashpan is not allowed to overflow as the hot ash can cause the grate of the stove to distort.

PROVISION OF VENTILATION

All stoves require air for combustion. To comply with Building Regulations (Document J 2010) any stove with a maximum heat output of over five kilowatts will require its own dedicated supply of air by means of an air vent. The 5WS, 8WS and 12 series wood burning stoves come fitted with a fully patented air kit which draws all the air for combustion and refuelling from outside, for a room-sealed appliance.

INSTALLATION

Your stove and flue must be installed by a HETAS approved installer. HETAS is the governing body for the installation of wood burning and solid fuel appliances and its approved installers have all completed the training course necessary to obtain accreditation.



CHESNEYS STOVE COLLECTION – choose the right unit for you

MODEL	WOOD BURNING						GAS	
	4kW Eco 2022 SERIES	5WS SERIES	8WS SERIES (6kW)	8WS SERIES (8kW)	10 DBL SERIES	12WS SERIES	STANDARD	LARGE
SALISBURY	●	●	●	●	●	●	●	●
BEAUMONT	●	●	●	●			●	●
SHOREDITCH	●	●					●	
ALPINE	●							
MILAN	●							

MODEL	NOMINAL HEAT OUTPUT	MAXIMUM LOG LENGTH	FLUE OUTPUT DIAMETER TOP OR REAR	NET EFFICIENCY	CLEARANCE TO COMBUSTIBLES
4kW ECO 2022 SERIES (SALISBURY, BEAUMONT, SHOREDITCH)	4.0 kW to room	255mm	127mm	77.3 %	Rear 400mm (100mm if using an insulated flue) Sides 250mm
4kW ECO 2022 SERIES (ALPINE)	4.0 kW to room	255mm	127mm	77.3 %	Rear 400mm (250mm if using an insulated flue) Sides 250mm (150mm if using an insulated flue)
4kW ECO 2022 SERIES (MILAN)	4.0 kW to room	255mm	127mm	77.3 %	Rear 250mm (100mm if using an insulated flue) Sides 250mm (100mm if using an insulated flue)
5WS SERIES (SALISBURY, BEAUMONT, SHOREDITCH)	4.8 kW to room	305mm	150mm	75.3 %	Rear 300mm (100mm if using an insulated flue) Sides 300mm Above the stove 400mm if installed as per installation manual
8WS (6kW) SERIES (SALISBURY, BEAUMONT)	5.9 kW to room	355mm	150mm	80.0 %	Rear 150mm Sides 250mm Above the stove 300mm if installed as per installation manual
8WS (8kW) SERIES (SALISBURY, BEAUMONT)	8.3 kW to room	355mm	150mm	78.2 %	Sides 350mm Rear 300mm
10 DBL (SALISBURY)	10 kW to room (5 kW to each side)	355mm	150mm	76.4 %	Sides 350mm Rear N/A
12WS SERIES (SALISBURY)	10.6 kW to room	445mm	150mm	75.9 %	Sides 350mm Rear 400mm
STANDARD GAS - COVENTIONAL FLUE (SALISBURY, BEAUMONT, SHOREDITCH)	4.4 kW to room	N/A	100mm (TOP EXIT ONLY)	82.3 %	Sides 75mm Rear 100mm
STANDARD GAS - BALANCED FLUE (SALISBURY, BEAUMONT, SHOREDITCH)	4.4 kW to room	N/A	100mm internal 150mm external (REAR EXIT ONLY)	82.3 %	Sides 75mm Rear 100mm
LARGE GAS - COVENTIONAL FLUE (SALISBURY, BEAUMONT)	5.7 kW to room	N/A	100mm (TOP EXIT ONLY)	82.1 %	Sides 75mm Rear 100mm
LARGE GAS - BALANCED FLUE (SALISBURY, BEAUMONT)	5.7 kW to room	N/A	100mm internal 150mm external	82.1 %	Sides 75mm Rear 100mm

POSITIONING YOUR STOVE

The position of a stove has an enormous effect on the heat radiated into the room, as well as how well the room is insulated. Allowing a stove to sit further into the room allows a greater airflow to move around the stove, increasing the heat radiated into the room.

Pictured in the image below is an example of an installation which allows the heat to move around the stove, while also sitting within the surround, remaining a very practical and efficient installation option. We recommend a minimum distance of 100mm around the stove to allow for good air flow.



COLOUR PALETTE

Our range of colours will allow you the flexibility to select a colour for your stove that will suit the decorative scheme in your home. For wood burning stoves these six colours are available:




Black




Silver




Parchment



Sage Green



Atlantic Blue



Autumn Leaf

Please note: The colour chart is intended as a guide only. Not all models are available in all colours from stock, some colours are special order, please consult your local stockist.

For gas stoves, the Salisbury, Beaumont and Shoreditch stoves are only available in the Black paint finish.

A misty forest scene with tall trees and a grassy foreground. The trees are mostly deciduous with green leaves, and the ground is covered in tall grass. The atmosphere is soft and hazy, suggesting a morning or late afternoon setting.

Chesneys pursues a policy of continuing improvement in design and performance of its products.
The right is therefore reserved to vary specifications without notice.

CHESNEYS

Locations

Our four beautifully appointed locations display a range of our fireplaces

Chelsea Design Studio -
570 Kings Road,
London SW6 2DY

Haverstock Hill -
147 Haverstock Hill,
London NW3 4RU

Battersea -
194-196 Battersea Park Road,
London SW11 4ND

Telephone 020 7627 1410
Email sales@chesneys.co.uk

St Albans -
70 London Road,
St Albans AL1 1NG
Telephone 01727 743461
Email sales@chesneys.co.uk

All showrooms are open
Monday to Friday 9:00am – 5:30pm,
Saturday 10:am – 5:00pm,
except Haverstock Hill which is
closed on Fridays.

Closed Bank Holidays.

For details of UK nationwide stockists:
Telephone 020 3177 4200
Email stockists@chesneys.co.uk

www.chesneys.co.uk

New York -
Suite 1119, 11th Floor,
D&D Building, 979 Third Avenue,
New York NY 10022
Telephone 001 646 840 0609
Email: sales@chesneys.com

www.chesneys.com

THE ALPINE	£
4 SERIES WOOD BURNER in Black	1,799.00

THE MILAN	£
4 SERIES WOOD BURNER in Black	1,799.00

THE SALISBURY	£
4 SERIES WOOD BURNER in Black	1,219.00
5 WS SERIES WOOD BURNER in Black	1,399.00
5 WS SERIES LS WOOD BURNER in Black	1,599.00
8 WS SERIES (6kW) WOOD BURNER in Black	1,989.00
8 WS SERIES (8kW) WOOD BURNER in Black	1,989.00
10 SERIES DBL WOOD BURNER in Black	2,469.00
12WS SERIES WOOD BURNER in Black	2,499.00

THE BEAUMONT	£
4 SERIES WOOD BURNER in Black	1,399.00
5 WS SERIES WOOD BURNER in Black	1,649.00
8 WS SERIES (6kW) WOOD BURNER in Black	2,189.00
8 WS SERIES (8kW) WOOD BURNER in Black	2,189.00

THE SHOREDITCH	£
4 SERIES WOOD BURNER in Black	1,359.00
4 SERIES LS WOOD BURNER in Black	1,599.00
4 SERIES XLS WOOD BURNER in Black	1,629.00
5 WS SERIES WOOD BURNER in Black	1,599.00
5 WS SERIES LS WOOD BURNER in Black	1,699.00
8 WS SERIES (6kW) WOOD BURNER in Black	2,249.00
8 WS SERIES (8kW) WOOD BURNER in Black	2,249.00

Optional Colours

Please check which colours are stock and which are special order with your retailer

ATLANTIC BLUE / SAGE GREEN / SILVER	£
Standard Stock Item	85.00
Special Order Item	125.00

PARCHMENT / AUTUMN LEAF	£
Standard Stock Item	135.00
Special Order Item	175.00

ACCESSORIES	£
Atmosfire Dry Wiper	8.50
Pair of Leather Stove Gloves	19.50
Carbon Monoxide Detector	37.00
Paint: Parchment 400ml	31.10
Paint: Black, Silver, Atlantic Blue, Sage Green & Autumn Leaf 400ml	15.00

HEARTHES, BACK HEARTHES & INTERIOR PANELS

Black Slate Hearth	from 325.00
Black Slate Back Hearth	from 220.00
Black Granite Hearth	from 555.00
Black Granite Back Hearth	from 355.00
Limestone Hearth	from 415.00
Limestone Back Hearth	from 240.00
Bianco Avorio Hearth (3pcs)	from 390.00
Bianco Avorio Back Hearth (2pcs)	from 260.00
Bathstone Hearth (3pcs)	from 570.00
Bathstone Back Hearth (2pcs)	from 380.00
Free Standing Black Slate Hearth	from 375.00
Free Standing Limestone Hearth	from 490.00
Reeded Cast Iron Panels	1,190.00

FLUE PIPE & REGISTER PLATES & AIR KITS

500mm single skin stainless steel	30.00
1000mm single skin stainless steel	48.00
Register Plate standard	from 106.00
Register Plate with soot door	from 192.00
6" Flexible liner per meter	36.00
Pot Hanger & Cowl S/Steel or Terracotta	108.00
Flue Adaptor Coupling	168.00
30° Bend standard	30.00
45° Bend standard	30.00
45° Bend with soot door	40.00
90° Bend standard	40.00
5 WS SERIES Air Kit and Adapter	59.40
8WS (6kW/8kW) SERIES and 12 SERIES Air Kit	59.40

SPARES

Chesneys genuine replacement spare parts can be purchased directly through our online shop at: www.chesneys.co.uk

WOOD, KINDLING & FIRE LIGHTERS*

Kiln Dried Hardwood Logs	10.50
Kiln Dried Hardwood Kindling	7.00
Natural Firelighters	5.25

*Inclusive of 5% 'domestic fuel' VAT

All prices are inclusive of VAT.

All prices are exclusive of delivery and installation.

Installation prices are subject to site visit.

See brochure for details of sizes.

GAS STOVES

£

CONVENTIONAL FLUE

Salisbury Standard - in Black	2,109.00
Salisbury Large - including New Style Premium Burner - in Black	2,599.00
Beaumont Standard - in Black	2,169.00
Beaumont Large - including New Style Premium Burner - in Black	2,759.00
Shoreditch Standard - in Black	2,529.00

BALANCED FLUE

Salisbury Standard - in Black	2,229.00
Salisbury Large - including New Style Premium Burner - in Black	2,649.00
Beaumont Standard - in Black	2,299.00
Beaumont Large - including New Style Premium Burner - in Black	2,789.00
Shoreditch Standard - in Black	2,619.00

Snorkel Flue Kit with Cage <i>(for use with Balanced Flue Gas Stoves)</i>	400.00
---	--------

Up & Out Flue Kit <i>(for use with Balanced Flue Gas Stoves)</i>	590.00
--	--------

All prices are inclusive of VAT.
All prices are exclusive delivery and installation.
Installation prices are subject to site visit.